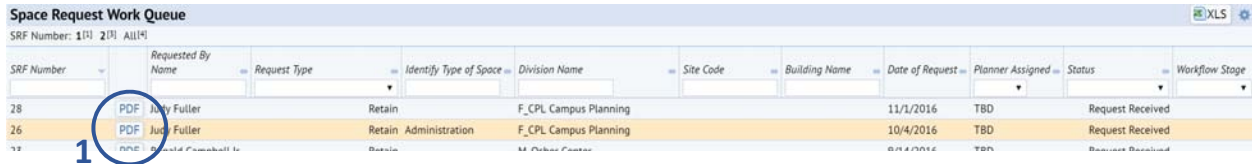


## Printing an Active Space Request

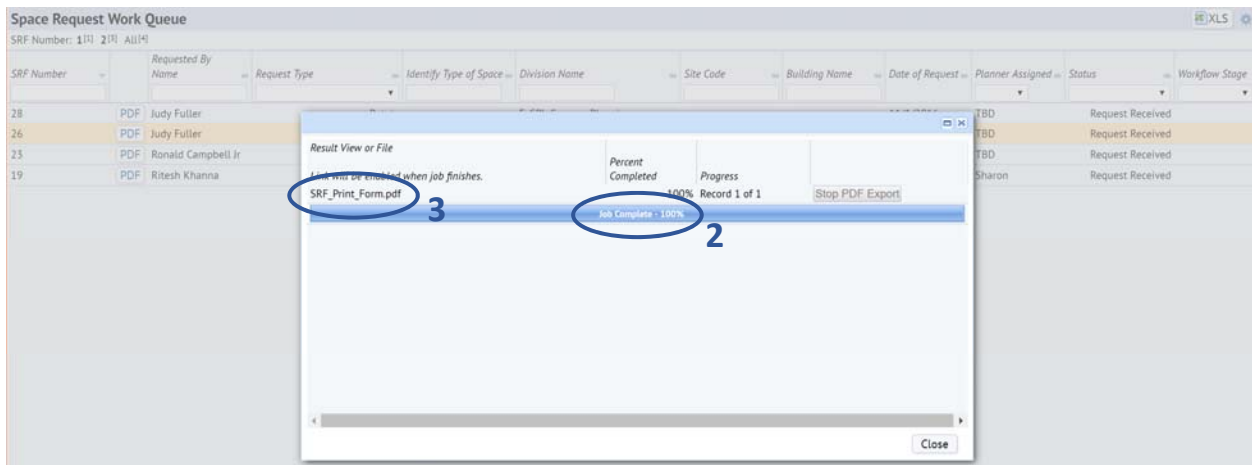
- 1.) From the View All Space Requests view, select the PDF button for the submitted SRF to be printed



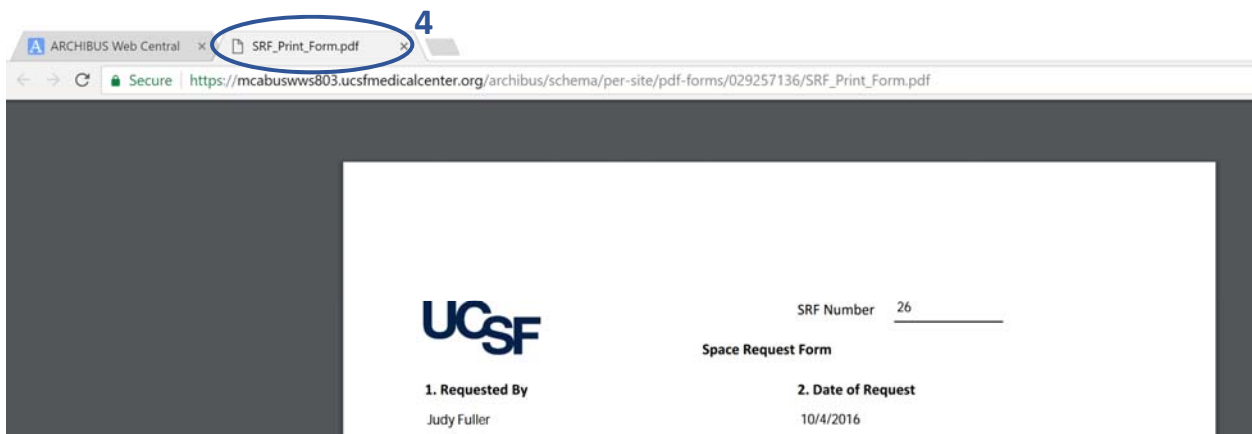
- 2.) A dialogue box will appear\* showing a print status bar. When "Job Complete – 100%" appears on the blue status bar, the document is available to open

*\* It may be necessary to disable pop-up blocking software if the dialogue box does not appear. You should not need to change browser settings for enabling pop-ups for this dialogue box.*

- 3.) Click the SRF\_Print\_Form.pdf text to open the PDF



- 4.) A tab will open in your browser with the SRF document in a printable PDF format



## Printing a blank Space Request Form

1.) From the Space Request Form view, select the Blank PDF button



2.) A second tab will open in your browser with the blank SRF document in a printable PDF format

